

# SLIP-FITTER MOUNT


TYPE A, 2- 3/8" TENON ARM

SKU No:

Type:

Date:

## ACCESSORY FOR PKL SERIES

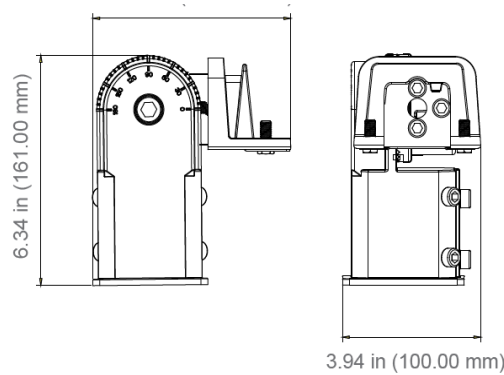


### SPITZER MODEL BL-PKL-TA-SLP

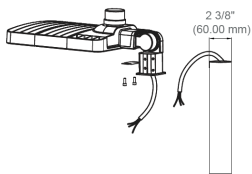
#### DESCRIPTION

Parking lot/ area lights are great for a variety of uses but without their mounting partners they are deemed useless. Whether mounting to a wall, pole (round or square) they have you covered.

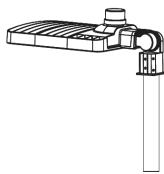
#### DIMENSIONS



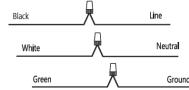
#### INSTALLATION DIAGRAM



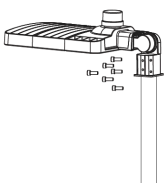
1. Set cable across onto bracket and assemble bracket to lamp, fasten plate with screws



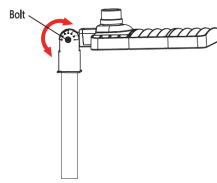
2. Connect the line of the lamp to the wire on the pole, assemble lamp to bracket



3. Wire as shown



4. Fasten bracket with screws



5. Adjust angles via slipfitter

