

DOWNLIGHT SERIES

Square Flat Ultra-Slim Canless Downlight/J-box included
Color Changeable 2700K/3000K/3500K/4000K/5000K

Type:

Fixture:

TECHNICAL DATA

PRODUCT	DSF-305	DSF-406	DSF-611	DSF-815
SIZE	3"	4"	6"	8"
WATTAGE	8W	10W	15W	18W
LUMENS	500 LM	650 LM	1100 LM	1500 LM
EFFICACY	62.5 LM/W	65 LM/W	73 LM/W	83 LM/W
CC	2700K/ 3000K/ 3500K/ 4000K/ 5000K Color Changeable			
VOLTAGE	120 V			
DIMMING	TRIAC			
CRI	>90			
BEAM ANGLE	110°			
POWER FACTOR	>0.9			
WORKING TEMP.	-5°F TO 104°F			



DESCRIPTION

The Square Flat Ultra-Slim Canless Downlight brings you modern & unique lighting solution. Canless Ultra-Slim design reduce the required of clearance for the installation. This luminaire is good indoor & outdoor, and doesn't require can housing for the installation anymore. Allows you to install them in where a recessed can wont fit, simplified installation in drywall or suspended ceilings recessed cans saving time and money with 5 color selectable, this downlight satisfies most application needs in shopping centers, hotels, airports, hospitals, and residential areas.

FEATURES

CONSTRUCTION

Unit includes die-cast metal housing, LED array, heat sinks, lens, foam gasket.

FINISH

White finish

OPTICS

High quality PC lens. Efficiency LED array. Diffuse for uniform illumination.

ELECTRICAL

High efficiency integral 120V, 60Hz constant current dimming driver. Smooth flicker free deep dimming to 5%.

LISTINGS

Energy Star listed. ETL certification. RoHs compliant, contains no mercury or lead. Suitable for wet location. 5 year warranty.



ORDERING INFORMATION

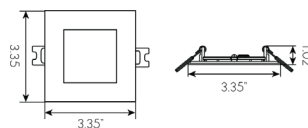
STANDARD ITEM: **DSF-406-5CC**

OR CUSTOMIZE BELOW:

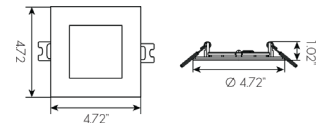


Series	Size	Lumen Package	CC
DSF - (Square Flat Ultra-Slim Canless Downlight)	3 - (3")	05 - (500 lm, 8W)	5CC - 5 Color Changeable (2700K, 3000K, 3500K, 4000K, 5000K)
	4 - (4")	06 - (650 lm, 10W)	
	6 - (6")	11 - (1100 lm, 15W)	
	8 - (8")	15 - (1500 lm, 18W)	

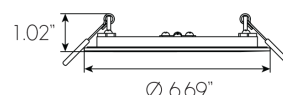
DSF-305



DSF-406



DSF-611



DSF-815

