

ROUND PANEL SERIES

Round Surface Mount Luminaire

Project Name:


Fixture:



TECHNICAL DATA

PRODUCT	BL-RP5-4IN	BL-RP5-6IN	BL-RP5-8IN	BL-RP5-10IN
WATTAGE	6W	12W	18W	24W
LUMENS	390 LM	800 LM	1370 LM	1950 LM
EFFICACY	65 LM/W	66 LM/W	76 LM/W	81 LM/W
LENS DIA.	4"	6"	8"	10"
VOLTAGE	120V			
CRI	>80			
CCT	3000K			
INPUT POWER	Constant voltage over lifetime of fixture			
POWER FACTOR	>0.9			
THD	<15%			
WORKING TEMP.	-40°F ~ 104°F			
DIMMING	Triac Dimming			

BRACKET ALLOWS FOR EASY INSTALLATION



For 5", 7", 9"



For 12"

DESCRIPTION

The Round Panel is a great way to add downlight while giving the room a sophisticated professional look. Many like downlights to give the ceiling texture and modern look. Old can lights are pushed aside in favor of the round panel lights that provides a much more consistent soft even light that antiquated recessed fixtures cannot.

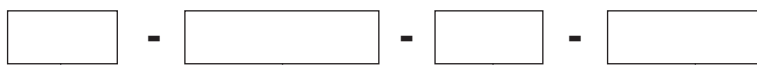
INTENDED USE

The Round Panel is ideal for illuminating any ceiling requiring downlight that replaces the need for antiquated recessed/can style lighting.



ORDERING INFORMATION

STANDARD ITEM: **BL-RP5-4IN-30K**
OR CUSTOMIZE BELOW:



Series	Style	Size	CCT
BL Series	RP5 (Round Panel)	4IN 6IN 8IN 10IN	30K (3000K)

ROUND PANEL SERIES

Round Surface Mount Luminaire

Project Name:

Fixture:

FEATURES

CONSTRUCTION

Lightweight poly housing. Steel pan and junction box.

ELECTRICAL

Class 2, constant current 120V, triac dimming.

FINISH

Natural color poly housing and diffuser, zinc steel pan and mounting bracket.


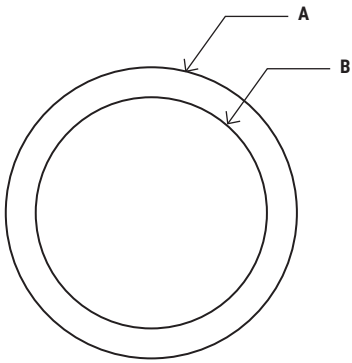
LENS

Durable polystyrene frosted diffuser .

LISTINGS

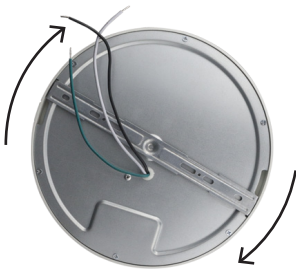
ETL certified. Energy Star.

DIMENSION



PRODUCT	A	B	C
BL-RP5-4IN	5.31"	4"	.65"
BL-RP5-6IN	7.09"	6"	.65"
BL-RP5-8IN	8.86"	8"	.65"
BL-RP5-10IN	11.81"	10"	.65"

ACCESSORIES



Bracket allows for easy installation



Surface mounting w/ J-box

ROUND PANEL SERIES

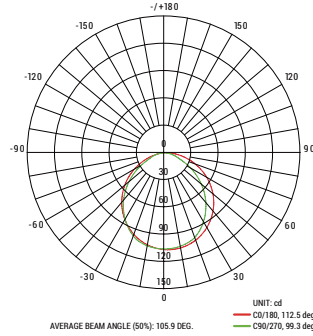
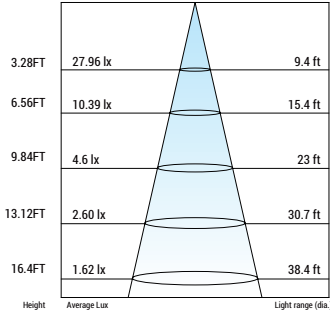
Round Surface Mount Luminaire

Project Name:

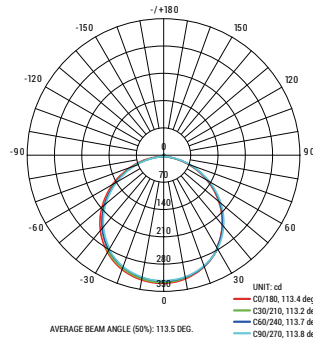
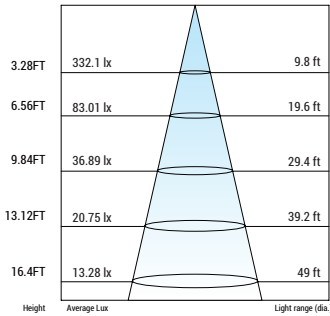
Fixture:

PHOTOMETRICS

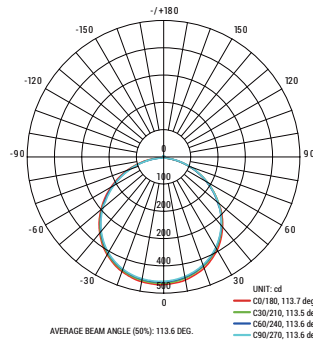
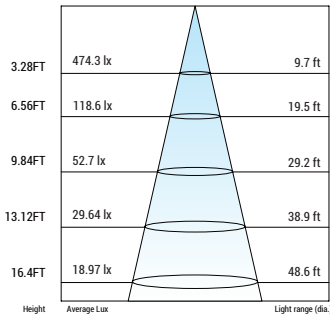
BL-RP5-4IN



BL-RP5-6IN



BL-RP5-8IN



BL-RP5-10IN

