

LINEAR HIGH BAY SERIES

Linear High Bay 2nd Generation

Type:


Fixture:



TECHNICAL DATA

PRODUCT	LHB2-2FTN-114L	LHB2-2FTN-175L	LHB2-2FTN-229L	LHB2-4FTN-349L	LHB2-4FTN-415L
RATED WATTAGE	85W	130W	170W	255W	300W
TESTED WATTAGE	83W	128W	168W	247W	296W
LUMENS	11451 LM	17576 LM	22950 LM	34912 LM	41587 LM
EFFICACY	>136 LM/W				
CCT	5000K				
VOLTAGE	120 - 277V				
DIMMING	1 - 10V				
CRI	RA>83				
POWER FACTOR	>.96				
DRIVER	SIMON POWER				
WORKING TEMP.	-4°F ~ 122°F				

MOUNTING OPTIONS



SUSPENSION KIT
*INCLUDED



SURFACE/PENDANT MOUNTING KIT
LHB2-SM-BRACKET
*SOLD SEPARATELY

DESCRIPTION

The 2nd Generation Linear High Bay is wrapped in a sheet iron design to assist in better cooling & light quality. The optical design greatly improves the light utilization and evenness.

INTENDED USE

The 2nd Generation Linear High Bay can be widely used for indoor applications. Excellent for offices, hallways, multipurpose rooms, office buildings, conference rooms, super market, stores and many other applications.



ORDERING INFORMATION

STANDARD ITEM: **LHB2-2FTN-229L-U-50K**

OR CUSTOMIZE BELOW:

<input type="text"/>	-	<input type="text"/>	-	<input type="text"/>	-	<input type="text"/>	-	<input type="text"/>
Series	Size	Lumen Package	Voltage	CCT				
LHB2 - Linear High Bay 2 nd Generation	2FTN - (2 Feet)	114L - (11451 lm, 83W) 175L - (17576 lm, 128W) 229L - (22950 lm, 168W)	U - (120 - 277V)	50K - (5000K)				
	4FTN - (4 Feet)	349L - (34912 lm, 247W) 415L - (41587 lm, 296W)						

AVAILABLE ACCESSORIES

*SOLD SEPARATELY



EM Battery
LHB2-EM-20W

LINEAR HIGH BAY SERIES

Linear High Bay 2nd Generation

Type:

Fixture:

FEATURES

CONSTRUCTION

Sheet iron design, hanging chain (42"), "V" hook.

FINISH

Painted in high gloss durable white finish.

OPTICS

Semi-Transparent

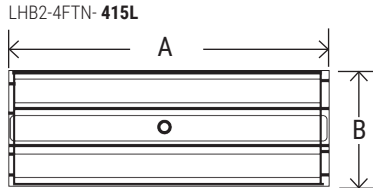
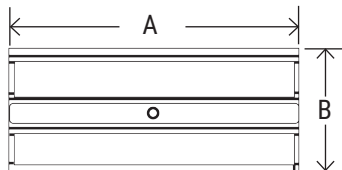
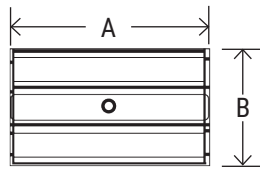
ELECTRICAL

Class 2, constant current, 100V-277V, 50-60 HZ, 0.95Amp@100V. 1-10V dimming circuit.

LISTINGS

UL certified. DLC Premium Listed.

DIMENSIONS



Product	A	B
LHB2-2FTN-114L	24 in (630 mm)	15 in (380 mm)
LHB2-2FTN-175L	24 in (630 mm)	15 in (380 mm)
LHB2-2FTN-229L	24 in (630 mm)	15 in (380 mm)
LHB2-4FTN-349L	46.5 in (1181 mm)	15 in (380 mm)
LHB2-4FTN-415L	46.5 in (1181 in)	18.9 (480 mm)

AVAILABLE ACCESSORIES

*SOLD SEPARATELY



LHB2-ANT5-4T
Motion sensor

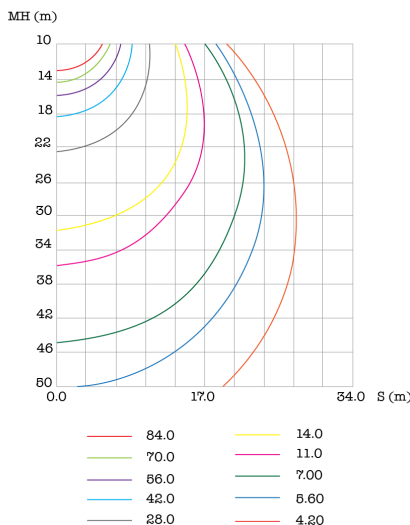


RC-100
Remote

<p>On/Off Control</p> <p>Stand-By Dimming Level</p>	<p>Daylight Sensor</p> <p>Hold-Time</p>	<p>Detection Area</p> <p>Stand-By Period</p>
---	---	--

PHOTOMETRICS

CO PLANE ISOLUX DIAGRAM (UNIT: 1X)



LUMINOUS INTENSITY DISTRIBUTION DIAGRAM

