

TT SERIES

Selecrable Center Basket Troffer

Type:

Fixture:

TECHNICAL DATA

PRODUCT	TT-14-LC	TT-22-LC	TT-24-LC
SIZE	1 X 4	2 X 2	2 X 4
WATTAGE	20W/ 25W/ 30W		34W/ 38W/ 45W
LUMENS	2800LM/3400LM/4000LM	2800LM/3300LM/3700LM	4600LM/5200LM/6000LM
EFFICACY	UP TO 129 LM/W		
VOLTAGE	120 - 277 V		
RATING	DAMP LOCATION		
CC	3500K/ 4000K/ 5000K		
CONTROL	0 - 10V, MICROWAVE MOTION SENSOR		
CRI	>80		
LIFETIME	L70> 50000 HOURS		
WORKING TEMP.	-4°F ~ 122°F		



DESCRIPTION

Our CCT and Lumen Selectable Troffer gives you the freedom to adjust the color temperature and wattage. The Troffer's optical design greatly improves the light utilization and evenness, making it the choice for commercial spaces.

INTENDED USE

The TT Series can be used for offices, hallways, multipurpose rooms, office buildings, conference rooms, supermarkets, stores and many other applications.



ORDERING INFORMATION



Series	Size	Lumen Package	Voltage	CC	Control	EM Options*
TT - (CCT and Lumen Selectable Troffer)	14 - (1' x 4')	LC - (4000LM/3400LM/2800LM)	U - (120 - 277V)	CC - (3500K/ 4000K/ 5000K)	C1 - (0-10) C2 - (Microwave Motion Sensor)*	EM1 - (15W (EMLY15W27))
	22 - (2' x 2')	LC - (3700LM/3300LM/2800LM)				
	24 - (2' x 4')	LC - (6000LM/5200LM/4600LM)				

*Additional cost and/or lead time on customized fixtures may apply. Customized fixtures can not be returned.

TT SERIES

Selecrable Center Basket Trofferv

Type:

Fixture:

CONSTRUCTION

Enclosure constructed of 22-gauge die-formed steel.

FINISH

Powder-coated finish.

OPTICS

Precision laser cut optical grade acrylic guide provisions uniformed lighting distribution.


ELECTRICAL

Input Voltage: 120-277VAC. Class 2, constant current, 120 -277V, 50/60Hz. 0-10V dimming.

LISTINGS


UL listed. Over 50,000 hours Lifespan, 50/60 Hz. Damp Location.

Power & Color
Temperature Switch




DIMENSIONS


Height for all models : 2.8"



Model: TT-14-LC



Model: TT-22-LC



Model: TT-24-LC

AVAILABLE ACCESSORIES

*SOLD SEPARATELY



(EM1) 15W EM Option
EMLY15W27



Fixture Whips
TT-WHIP



Microwave Motion Sensor
BR1810-B-M10