

PARKING LOT LIGHT SERIES

Parking Lot Light / Area Light

Type:

Fixture:



TECHNICAL DATA

PRODUCT	BL-PKL		
	WATTAGE	150W	240W
LUMENS	20217 LM	31306 LM	39268 LM
EFFICACY	130 LM/W		
CCT	4000K, 5000K	5000K	
VOLTAGE	100 - 277V, 277-480V		
BEAM ANGLE	140°		
CRI	>73	>83	
POWER FACTOR	>0.953	>0.998	
THD	<14.1%	<13.5%	<13.1%
WORKING TEMP	-40°F ~ 104°F		


DESCRIPTION

One of the most versatile fixtures in our line, our parking lot light easily illuminates a variety of areas. BL-PKL also has four different mounting styles to help incorporate it onto any surface. Modern design and good looks compliment its ruggedness and powerful operation.

INTENDED USE

The Parking Lot Light series is ideal for illuminating the roads, parks, parking lots, and event fields and courts.

MOUNTING OPTION



BL-PKL-TA-SLP
Slipper-Fitter Mount



BL-PKL-TB-2SP
Straight to Pole Mount



BL-PKL-TC-TRN
Trunnion Mount



BL-PKL-TF-WLM
Wall Mount



ORDERING INFORMATION

STANDARD ITEM: **BL-PKL-277V-150W-50K-3**

OR CUSTOMIZE BELOW:



Series	Voltage	Wattage	CCT	Distribution
BL-PKL - (Parking Lot Light/ Area Light)	277V - (100 - 277V) 480V - (277 - 480V)	150W 240W 300W	40K - (4000K) 50K - (5000K)	3 - (Type III) 4 - (Type IV) 5 - (Type V)

PARKING LOT LIGHT SERIES

Parking Lot Light / Area Light

Type:

Fixture:

FEATURES

CONSTRUCTION

Precision high strength aluminum housing, through hole heat sink.

FINISH

Rust and corrosion proof with polyester powder coating.

OPTICS

High precision molded proprietary polycarbonate lenses engineered for superior lighting distribution. Option of type III, IV, V lenses available.

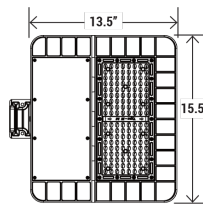
ELECTRICAL

Class 2, Constant Current, non-dimmable, 100-277V & 277-480V, 50/60 Hz, 0.95 Amp @ 100V Inventronics Brand.

LISTINGS

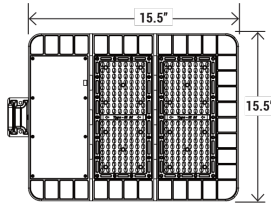
ETL certified. Luminaire is IP65 rated. DLC listed.

DIMENSIONS



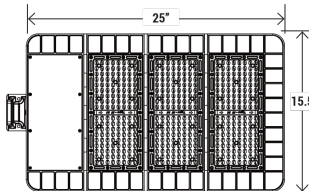
EPA: 0.45 ft²

BL-PKL-150W



EPA: 0.52 ft²

BL-PKL-240W



EPA: 0.58 ft²

BL-PKL-300W

AVAILABLE ACCESSORIES

*SOLD SEPARATELY




BL-PKL-PHOTO-3P

Dusk-to-Dawn Photo Control




BL-PKL-PHOTO-3P-480V

Photocell
277-480V



BL-PKL-150W



BL-PKL-240W



BL-PKL-300W

PRODUCT FEATURES:

1. High precision die-casting aluminum for high-strength housing.
2. Unique through-hole heat sink design, optimize thermal management through conductive and convective cooling.

3. Exterior parts are protected by an environmentally friendly coating finish that provides superior resistance to corrosion and weathering.

4. Precision molded proprietary polycarbonate lenses engineered for superior lighting distribution.