

MODEL NO.	TYPE	PROJECT/DATE
-----------	------	--------------

### KEY FEATURES

- Two seam covers prevents light from escaping
- Sides and ends are hemmed in for safe handling
- Color changeable

### TECHNICAL SUMMARY

SIZE	1' X 4'	2' X 2'	2' X 4'
WATTAGE	20W/ 25W/ 30W		34W/ 38W/ 45W
LUMEN/EFFICACY	2800LM/3400LM/4000LM; up to 129 LM/W	2800LM/3300LM/3700LM; up to 129 LM/W	4600LM/5200LM/6000LM; up to 129 LM/W
VOLTAGE	120 - 277V		
CCT/CRI	3500K/ 4000K/ 5000K Color Changeable / CRI>80		
VALIDATION	ETL, IC Rated, Damp Location		
CONTROLS	0 - 10V, BI-LEVEL PIR OCCUPANCY SENSOR WITH DAYLIGHT HARVESTING		
LIFETIME/WARRANTY	L70>50,000 HRS / 5 YR WARRANTY		
WORKING TEMP	-4°F ~ 122°F		

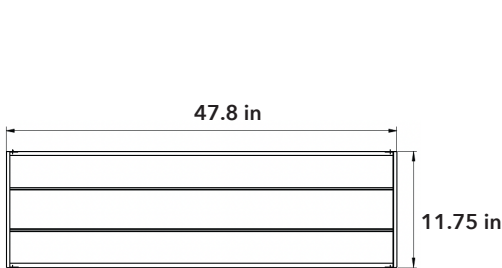


\*IES files available upon a request

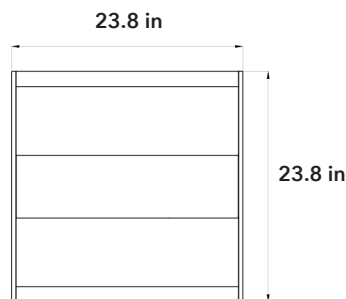


### DIMENSIONS


Height for all models : 2.8"



Model: TT-14-LC



Model: TT-22-LC



Model: TT-24-LC

MODEL NO.	TYPE	PROJECT/DATE
-----------	------	--------------

### ORDERING INFORMATION

<div></div>	-	<div></div>	-	<div></div>	-	<div></div>	-	<div></div>
Series	Size	Lumen Package	Voltage	CC	Control	EM Options*		
TT - (CCT and Lumen Selectable Troffer)	14 - (1' x 4')	LC - (4000LM/3400LM/2800LM)	U - (120 - 277V)	CC - (3500K/ 4000K/ 5000K)	C1 - (0-10) C2 - (Bi-level PIR occupancy sensor with daylight harvesting)*	EM1 - (15W BLD-YT15D)		
	22 - (2' x 2')	LC - (3700LM/3300LM/2800LM)						
	24 - (2' x 4')	LC - (6000LM/5200LM/4600LM)						

\*Additional cost and/or lead time on customized fixtures may apply. Customized fixtures can not be returned.

### SPECIFICATIONS

#### CONSTRUCTION

Enclosure constructed of 22-gauge die-formed steel.

#### FINISH

Powder-coated finish.

#### OPTICS

Precision laser cut optical grade acrylic guide provisions uniformed lighting distribution.

#### ELECTRICAL

Input Voltage: 120-277VAC. Class 2, constant current, 120-277V, 50/60Hz. 0-10V dimming.

#### LISTINGS

UL listed. DLC. Over 50,000 hours Lifespan, 50/60 Hz. Damp Location. DesignLights Consortium (DLC) Premium qualified product and DLC qualified product. Not all versions of this product may be DLC Premium qualified or DLC qualified.

Please check the DLC Qualified Products List at [www.designlights.org/QPL](http://www.designlights.org/QPL) to confirm which versions are qualified."

### DLC LISTED

SPITZER MODEL NO.	DLC PRODUCT ID
TT-22-LC-U-CC	S-MG1UCP
TT-24-LC-U-CC	S-L38PZ5

### ACCESSORIES



EM1  
BLD-YT15D  
15W EM OPTION



TT-WHIP  
FIXTURE WHIPS



ANT-1P-4T  
BI-LEVEL PIR OCCUPANCY  
SENSOR WITH DAYLIGHT  
HARVESTING



RC-100  
COMPATIBLE WITH SENSOR