

MODEL NO.	TYPE	PROJECT/DATE
-----------	------	--------------

KEY FEATURES

- Vertical lit provides direct/indirection low-glare visual comforting illumination
- Shallow yet rigid housing with standard CCT changeable option
- Circadian tunable white controls by wireless lighting control option available
- Decorative color strip option available to add visual character
- Antimicrobial finish option available for healthcare application

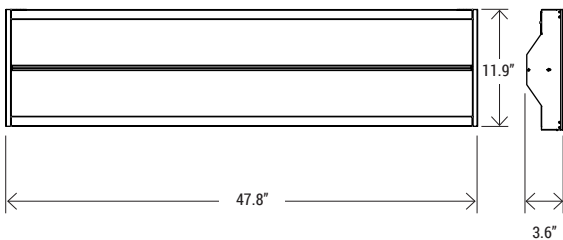
TECHNICAL SUMMARY

SIZE:	1'x4', 2'x2', 2'x4'
WATTAGE:	20W/30W/40W, 40W/50W/60W (Available in 2x4)
LUMEN/EFFICACY	Up to 6500LM* / up to 125LM/W
INPUT VOLTAGE	120-277Vac / 120-347Vac*
AVAILABLE CCT/CRI	35/40K changeable/ 2700K-4000 tunable white* / CRI >80, CRI >90*
CONTROL	0-10V 1%, Bi-level occupancy & daylight sensor*, Lutron Athena Wireless control*
VALIDATIONS	ETL & cETL damp location listed, IC rated, FCC compliant, RoHS compliant, DLC 5.1 listed
LIFETIME	L70>80,000 hours, 5 year warranty
OPERATION TEMP.	-5°F ~ 104°F (AC) / 34°F ~ 104°F (with EM)
FINISH	Matte White, Antimicrobial White finish*

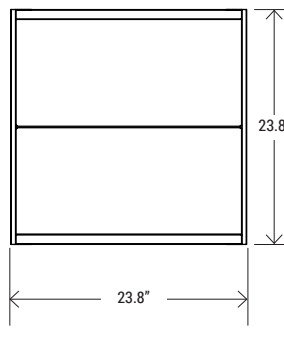
*Delivered lumen may vary, refer to photometric for full performance data




DIMENSIONS



ED-14
8 lbs



ED-22
8 lbs



ED-24
16 lbs

MODEL NO.	TYPE	PROJECT/DATE
-----------	------	--------------

ORDERING INFORMATION

*Additional cost and/or lead time on customized fixtures may apply.

[]	-	[]	-	[]	-	[]	-	[]	-	[]	-	[]
Series	Size	Lumen Package	Voltage	CCT	Control	EM Option	Misc Option					
ED	14 - (1'x4')	43LC (4300/3400/2400LM) Custom	U - (120-277V) *C - (120-347V)	CC - (35K/40K changeable) 35K - 3500K 40K - 4000K TW - (27K - 40K CCT tunable) A3 only** Custom	C1 - 0-10V dimming 1% *C3 - Stand alone Bi-level occupancy & daylight sensor *A1 - Lutron Athena wireless dimming (A-WN-D01-RF-WH) *A2 - Lutron Athena with Bi-level occupancy & daylight (A-WN-D01-OCC-WH) **A3 - Lutron Athena tunable white (A-WN-D01-RF-WH) *S1 - Silvar wireless control	EM1 - 8W EM backup (Factory installed)	AM - Antimicrobial finish RD - Red vertical lit decorative strip BD - blue vertical lit decorative strip GD - Green vertical lit decorative strip					
	22 - (2'x2')	40LC (4000/3000/2000LM) *55LC (5500/4400/3300LM) Custom <small>*Only available in single CCT</small>										
	24 - (2'x4')	46LC (4600/3800/2700LM) 60LC (6500/5500/4500LM)										

*AVAILABLE ACCESSORIES: (SOLD SEPARATELY)



C3
ANT-4E



RC-100
ANT-4E remote programmer



BP-RMK-2x2/BP-RMK-2x4
Recessed dry wall flange mount kit



TT-CMKW-2x2/TT-CMKW-2x4
Surface mount kit

*Accessories

- RC-100** - ANT-4E remote programmer
- BP-RMK-2x2/BP-RMK-2x4** - Recessed dry wall flange mount kit
- TT-CMKW-2x2/TT-CMKW-2x4** - Surface mount kit
- MCF-185-8F** - Metal-clad flex whip, 18-gauge, 5 conductors Black/White/Green/Pink/Violet
- MCF-186-8F** - Metal-clad flex whip, 18-gauge, 6 conductors Black(Switch hot)/Black(24/7 hot)/White/Green/Pink/Violet

*Available accessories sold separately

**Lutron Athena A3 option is only available for 1'x4' 4300LM, 2'x2' 4000LM and 2'x4' 4600LM

*Lutron Athena wireless processor or Clear Connect gateway – Type X is required to operate an Athena wireless node in an Athena control system via a simple setup process using an iOS® or Android® compatible app. Refer to Lutron Athena spec for details.

*Lutron Athena wireless control is up to 100 Clear Connect – Type X devices per processor. Refer to Lutron Athena spec for details.

SPECIFICATIONS

CONSTRUCTION

Shallow 3.63" rugged cold-rolled steel frame finished with polyester coating after fabrication with embossed facets. Injection laser-cut acrylic light guide panel with excellent low glare transparent and direct/indirect distribution.

FINISH

Polyester coated finish in powder coating after fabrication with embossed facets, Antimicrobial finish option available.

OPTICS/DIFFUSER

Injection molded vertical anidolic PMMA light guide panel provides wide and visual comfortable illumination. Decorative colored strip option available

ELECTRICAL

Long-life LEDs standard 3500K and 4000K field selectable, 120-277Vac driver with adjustable output lumen and standard 0-10V to 1% dimming, Lutron Antenna wireless, Silvar are available.

MOUNTING

Drop ceiling lay-in, Dry wall ceiling recess via flange kit.

VALIDATIONS





ETL & cETL damp location listed, IC rated, FCC compliant, RoHS, DLC 5.1 listed
(Not all product variations listed on this page are DLC qualified. Visit <https://www.designlights.org/qpl> to confirm qualification.)

MODEL NO.	TYPE	PROJECT/DATE
-----------	------	--------------



Athena

An uncompromising solution. The Athena lighting control system empowers architects, lighting designers, electrical engineers, and facility managers with a native network of lighting, lighting controls, shades, and cloud-connected software that deliver exceptional experiences and building management.

	<p>A-WN-D01-RF-WH Plenum rated and can be installed above the ceiling for wireless control of a fixture without any impact on fixture aesthetics.</p>
	<p>A-WN-D01-RF-BK Plenum rated and can be installed above the ceiling for wireless control of a fixture without any impact on fixture aesthetics.</p>
	<p>A-WN-D01-OCC-WH Provides wireless control of the fixture and includes a passive infrared (PIR) sensor for occupancy and a daylight sensor.</p>
	<p>A-WN-D01-OCC-BK Provides wireless control of the fixture and includes a passive infrared (PIR) sensor for occupancy and a daylight sensor.</p>



DLC Listed
Visit <https://www.designlights.org/qpl> to confirm qualification.)

SPITZER MODEL NUMBER	DLC PRODUCT ID
ED14-43LC-U-CC-C1	S-3MGKQ1
ED22-40LC-U-CC-C1	S-WDSPLX
ED24-46LC-U-CC-C1	S-TR2J3M