

BRD

Dome-Top Round Bollard


MODEL NO.	TYPE	PROJECT/DATE
-----------	------	--------------

KEY FEATURES

- Low maintenance lighting solution
- 180° or 360° light distribution
- Rotationally symmetrical or one-sided illumination of ground surfaces

TECHNICAL DATA

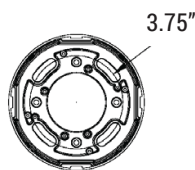
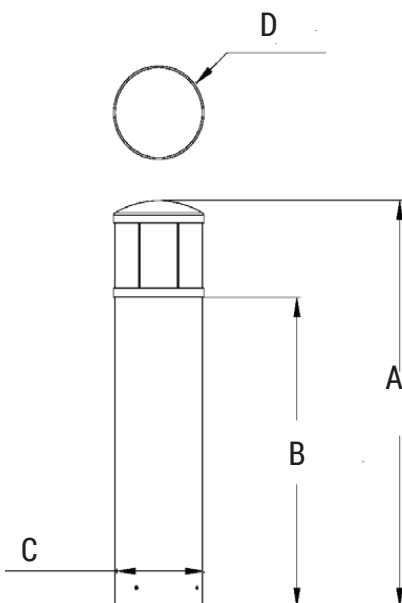
WATTAGE	20W, 30W
LUMEN/EFFICACY*	20W: HD 1754LM; FD 2138LM; Up To: 107LM/W 30W: HD 2416LM; FD 3159LM; Up To: 105LM/W
INPUT VOLTAGE	100 - 277Vac
AVAILABLE CCT/CRI	30K/40K/50K Color Changeable; 70+ CRI
CONTROL	ON OFF W/0-10V Driver
VALIDATION	cETL & ETL, IP65, IK08, FCC, RoHS
DISTRIBUTION	HD(180°) / FD (360°)
LIFETIME/WARRANTY	L70>54,000 HRS, 5 Year Warranty
OPERATION TEMP	-31°F ~ 122°F
FINISH	Matte Black, Dark Bronze, Silver Gray, Matte White



*Delivered lumen may vary, refer to photometric for full performance data



DIMENSIONS



BOLLARD BOLT CIRCLE

MODEL #	A	B	C	D	WEIGHT
BRD-24	24.75"	18.875"	5.5"	5.75"	10 lbs
BRD-36	36.75"	30.875"	5.5"	5.75"	12 lbs
BRD-42	42.75"	36.875"	5.5"	5.75"	13 lbs

BRD

Dome-Top Round Bollard

MODEL NO.	TYPE	PROJECT/DATE
-----------	------	--------------

ORDERING INFORMATION

	-		-		-		-		
Series	Size	Lumen Package	Input Voltage	CCT	Light Distribution	Finish			
BRD	24 - (24" OAH) 36 - (36" OAH) 42 - (42" OAH)	26LC - (20/30W, up to 3100LM)	U - (120-277Vac)	CC - (30K/40K/50K Color Changeable)	FD - (Symmetric 360°) HD - (Asymmetric 180°)	BK - (Matte Black) DB - (Dark Bronze) SG - (Silver Gray)* WH - (Matte White)*			

*Additional cost and/or lead time on customized fixtures may apply.

AVAILABLE ACCESSORIES



4PCS BOLTS
Included



BOL-ANC
ANCHOR FOR BOLLARD
Sold Separately

*Accessories (Sold separately)

BOL-ANC - Anchor Base Mounting Kit (Required for installation, pre-ship option available)

FINISH REFERENCE




Matte Black



Dark Bronze



Silver Gray



Matte White

SPECIFICATIONS

CONSTRUCTION

Heavy cast aluminum housing with heavy wall cast aluminum supports & heavy gauge spun aluminum cover.

FINISH

Matte Black, Dark Bronze, Silver Gray, Matte White.

OPTICS/DIFFUSER

Impact resistance UV proof PC lens, with 180° or 360° light distribution.

ELECTRICAL

Long life LED system, Outdoor rated LED driver that accommodates input voltages of 120-277Vac, at 50/60Hz with 0-10v dimming control function, CCT changeable.

VALIDATIONS

cETL & ETL wet location listed. IP65. IK08. FCC. RoHS.

MOUNTING

Anchor based mounting (Bolts included, Anchors sold separately)