

BP2

Back-Lit CCT and Lumen Changeable Panel

MODEL NO.	TYPE	PROJECT/DATE
-----------	------	--------------


KEY FEATURES

- Factory installed future proof sensor receptacle for plug and play Bi-level PIR occupancy sensor
- Factory installed emergency driver with integrated test switch on the flange
- Field changeable three lumen output and 35/40/50K CCT

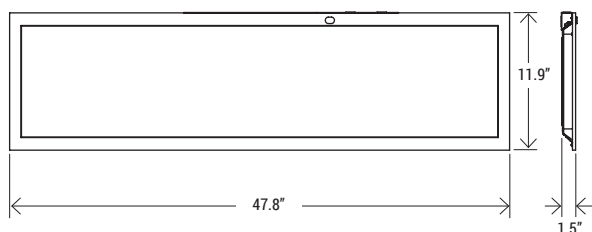
TECHNICAL SUMMARY

SIZE:	1'x4', 2'x2', 2'x4'
WATTAGE	20W/25W/30W (1x4 and 2x2), 35W/40W/46W (2x4)
LUMEN*	4000LM/3400LM/2800LM (1x4 and 2x2), 6000LM/5200LM/4700LM (2x4)
EFFICACY	up to 136LM/W
INPUT VOLTAGE	120-277Vac
AVAILABLE CCT/CRI	35/40K/50K changeable / CRI >80
CONTROL	0-10V (10%), Optional plug and play Bi-level PIR occupancy sensor
VALIDATIONS	UL certified, IC rated, FCC compliant, RoHS compliant, DLC Premium listed
LIFETIME	L70>75,000 hours, 5 year warranty
OPERATION TEMP.	-4°F ~ 104°F (AC) / 30°F ~ 104°F (with EM)
FINISH	White

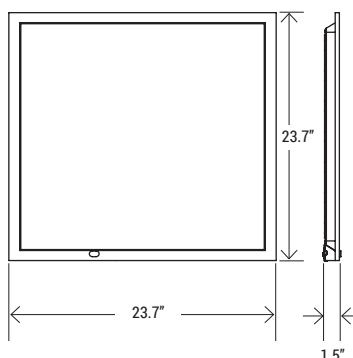
*Delivered lumen may vary, refer to photometric for full performance data



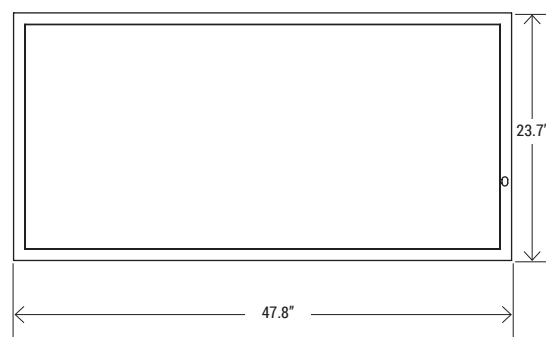
DIMENSIONS



BP2-14
4.43 lbs



BP2-22
5.78 lbs



BP2-24
9.22 lbs

BP2

Back-Lit CCT and Lumen Changeable Panel

MODEL NO.	TYPE	PROJECT/DATE
-----------	------	--------------

ORDERING INFORMATION

*Additional cost and/or lead time on customized fixtures may apply.

	-		-		-		-		-	
Series	Size	Lumen Package	Voltage	CCT	EM Option					
BP2	14 - (1'x4')	40LC (4000LM/3400LM/2800LM)	U - (120-277V)	CC - (35K/40K /50K changeable)	EM1 - 15W EM backup (Factory installed)					
	22 - (2'x2')	40LC (4000LM/3400LM/2800LM)								
	24 - (2'x4')	60LC (6000LM/5200LM/4700LM)								

*AVAILABLE ACCESSORIES: (SOLD SEPARATELY)



ANT-1P-4T
Bi-level PIR occupancy sensor

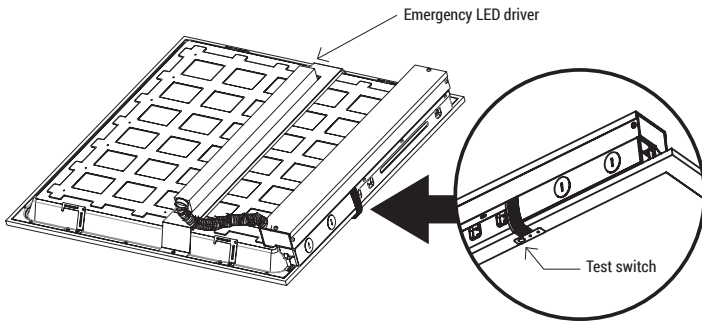


RC-100
ANT-1P Remote



HRK14/HRK22/HRK24
Dry wall ceiling mounting kit

THE EMERGENCY TEST SWITCH IS INTEGRATED ON FLANGE



*Accessories

- EM1** - 15 EM option factory installed
- ANT-1P-4T** - Bi-level PIR occupancy sensor, 12-24VDC
- RC-100** - ANT-1P remote
- BP-RMK-1X4/BP-RMK-2X2/BP-RMK-2X4** - Dry wall recessed mounting kit
- BP-CMKW-1X4/BP-CMKW-2X2/BP-CMKW-2X4** - Ceiling mounting kit
- HRK-1X4/HRK-2X2/HRK-2X4** - Horizon mounting kit
- MCF-185-6F** - 6ft 5-core metal-clad flex whip
- MCF-185-XF** - Custom length 5-core metal-clad flex whip
- MCF-186-6F** - 6ft 6-core metal-clad flex whip
- MCF-185-XF** - Custom length 6-core metal-clad flex whip

*Available accessories sold separately

SPECIFICATIONS

CONSTRUCTION

Extruded aluminum frame with future proof sensor receptacle pre-embedded on flange.

FINISH

Powder coated in high gloss durable white finish.

OPTICS/DIFFUSER

Frosted PC lens

ELECTRICAL

35/40/50K field changeable CCT LED, 120-277Vac driver with adjustable output lumen and standard 0-10V dimable with 12V auxiliary output for sensor.

MOUNTING

Drop ceiling lay-in, Dry wall ceiling recessed via flange kit.

VALIDATIONS

UL certified, IC rated, FCC & RoHS compliant, DLC Premium listed
(Not all product variations listed on this page are DLC qualified. Visit <https://www.designlights.org/qpl> to confirm qualification.)



DLC Listed
Visit <https://www.designlights.org/qpl> to confirm qualification.)

SPITZER MODEL NUMBER	DLC PRODUCT ID
BP2-14-40LC-U-CC	S-ZJR2NB
BP2-22-40LC-U-CC	S-1H7XPI
BP2-24-60LC-U-CC	S-LSJ6VW