


RAIL2

CONTEMPORARY. POWERFUL. MODERN. AESTHETIC.

2.3" APERTURE DIRECT/INDIRECT
LINEAR LUMINAIRE



LINEAR LIGHTING

TIMELESS DESIGN

CONTEMPORARY ILLUMINATION

Our Architectural Rail Luminaire is a unique linear series that brings any space to the center stage. The timeless streamlined forms blend well with contemporary decors and modern work spaces. These linear luminaires simply provide wide powerful lighting any atmosphere. Our Rail 2 Series modern aesthetic makes it perfect for a variety of indoor spaces. The pendant is perfect for illuminating offices, entryways, conference rooms, retail spaces, lobbies, and many other applications.

PENDANT | WALL MOUNT | SURFACE MOUNT

ENDLESS OPTIONS

VERSITILE STYLING



PENDANT

Best suited to spaces with generous ceiling heights. Light up the space to improve comfort with the indirect lighting option.



SURFACE

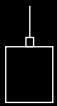
It is the ideal choice for low ceilings and minimal ceiling spaces. Surface mounted luminaires can be used effectively to enhance architectural features.



WALL

The slender design makes it perfect for corridors, private offices, classrooms, lobbies and general purpose rooms.


PENDANT



SURFACE MOUNT



WALL MOUNT



DIFFUSER OPTICS



MICRO REFLECTOR OPTICS



DEEP REGRESSED OPTICS



LOUVER OPTICS

VERSATILITY

QUALITY PERFORMANCE

FEATURES

LUMEN & CCT FIELD SELECTABLE

CONSTRUCTION

Extruded aluminum housing.

FINISH

Powder coat black, white finish.

OPTICS

It offers a selection of professional lenses such as diffuser, louver, micro reflector and deep regressed to meet your different requirements.

ELECTRICAL


Class 2 high efficiency LED driver, with a standard 1-10V driver which continuous dims to 10% that works with many types of controls. Standard electronic drivers are UL recognized and available for 100-277V. Lumen maintenance is L80>50,000 hours.

MOUNTING


Pendant, wall and surface.

*IES Files available upon request

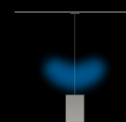
FIELD SELECTABLE LIGHT DISTRIBUTION




100% UP



90% Up, 10% Dn



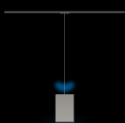
70% Up, 30% Dn



50% Up, 50% Dn



30% Up, 70% Dn



10% Up, 90% Dn



100% Dn

*Micro Reflector is only single CCT



RAIL 2 WEB BROCHURE
EDITION 1

ALAN SU, CEO

702 Interchange Boulevard
Newark, DE 19711
www.spitzerlighting.com

Copyright © 2022 Spitzer Lighting. All rights reserved.
Specifications are subject to change without notice.
Please contact our sales team for more information.

DENNIS LUDWIG, SALES
dennis.ludwig@spitzerlighting.com
844-312-4574

MIKE LUDWIG, SALES
mike.ludwig@spitzerlighting.com
844-312-4574

INDOOR